

### Unique Channel for Housing Application

The Camfil Farr 30/30<sup>®</sup> SA filter is designed for medium efficiency ASHRAE applications requiring a nominal 1" deep header for installation into the filter track of a side-access filter housing. The 30/30 SA provides a higher efficiency than short bags or cube filters (10-30 points higher when evaluated under ASHRAE Standard 52.2). Its extended surface area results in a lower average pressure drop offering energy savings and a longer life within the HVAC system.

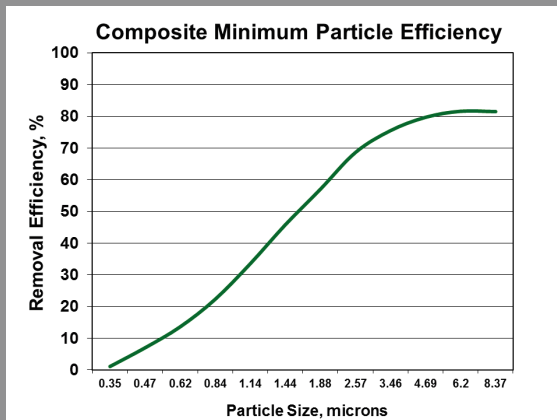
### Exclusive Media Blend

The media, manufactured by Camfil Farr so quality is assured, is a unique blend of cotton and polyester fibers. Formed into a radial pleat, this combination provides a MERV 8 ASHRAE efficiency and a uniform low resistance to airflow over the life of the filter. The 30/30 SA 4" depth allows the use of up to 25 square feet of media resulting in an extended service life - thereby reducing the number of required changes per year. The 30/30 SA has an ECI<sup>1</sup> value of 5 stars.

### Efficiency and Strength

The Camfil Farr 30/30 SA's radial pleat is maintained by a welded wire grid, spot welded on one-inch centers, treated for corrosion resistance and bonded to the media to prevent oscillation. A 28-point high wet-strength beverage board frame, with integral diagonal support members ensures filter rigidity in virtually any demanding application. The 30/30 SA is guaranteed to 2.0" w.g. without failure of the media pack.

**Camfil Farr 30/30 MERV 8 performance in a 4" deep headered filter for side access housing applications.**



Values are Minimum Efficiency Reporting Values (MERVs) when evaluated per ASHRAE Standard 52.2.

<sup>1</sup> The Energy Cost Index (ECI) is a system that rates a filter's energy usage and its ability to maintain published efficiency over its lifetime. ECI is useful when comparing filters of similar construction and published efficiency. ECI ratings range from a high of 5 stars (low life cycle cost and high overall value) to a low of 1 star (high life cycle cost and low overall value). Details on ECI ratings for Camfil Farr and competitor's products are available from your Camfil Farr sales outlet and on the web at [www.camfilfarr.com](http://www.camfilfarr.com).

### Performance Data

Nominal Depth (inches)	Nominal Size (H x W, inches)	Part Number	Actual Size (H x W x D, inches)	Capacity (cfm)	Initial Resistance (inches w.g.)	Total Media Area (sq. ft.)
4"	24 x 24 <sup>v</sup>	074987-001	23.38 x 23.38 x 3.88	2000	0.27	25.2
	24 x 20 <sup>v</sup>	074987-002	23.38 x 19.38 x 3.88	1670		20.7
	24 x 12 <sup>v</sup>	074987-003	23.38 x 11.38 x 3.88	1000		12.6
	12 x 24 <sup>h</sup>	074987-004	11.38 x 23.38 x 3.88	1000		11.3
	20 x 24 <sup>h</sup>	074987-005	19.38 x 23.38 x 3.88	1670		20.1


**DATA NOTES:**

<sup>v</sup> - vertical pleats, <sup>h</sup> - horizontal pleats

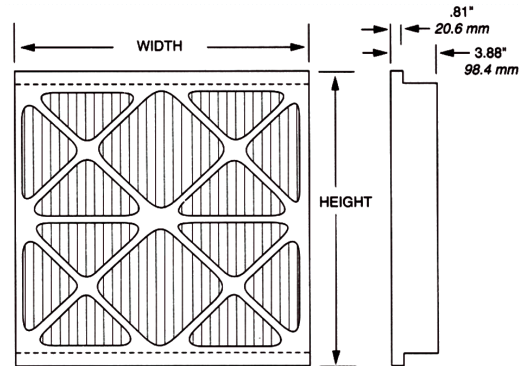
Schedule air filters for change when initial pressure drop has doubled. Final pressure drop should not exceed 1.50" w.g. See 1003 IRVA for initial resistance versus airflow.

The 30/30 SA is listed UL 900 by Underwriters Laboratories.

Maximum continuous operating temperature 180° F (82° C).



Header is designed to fit standard 1" nominal filter tracks in side access housings.



### Specifications

#### 1.0 General

- 1.1 - Air filters shall be medium-efficiency ASHRAE pleated panels consisting of cotton and synthetic media, media support grid and enclosing frame with integral channel for side-access application.
- 1.2 - Sizes shall be noted on drawings or other supporting materials.

#### 2.0 Construction

- 2.1 - Filter media shall be a cotton and synthetic blend, lofted to a uniform depth of 0.15" and formed into a uniform radial pleat.
- 2.2 - A welded wire grid, spot-welded on one-inch centers and treated for corrosion resistance, shall be bonded to the downstream side of the media to maintain the radial pleat and prevent media oscillation.
- 2.3 - An enclosing frame of no less than 28-point high wet-strength beverage board shall provide a rigid and durable enclosure. The frame shall be bonded to the media to prevent air bypass and include integral diagonal support members on the air entering and air exiting side to maintain uniform pleat spacing in varying airflows. The top and bottom

of the enclosing frame shall include integral reinforced channels for housing installation.

#### 3.0 Performance

- 3.1 - The filter shall have a Minimum Efficiency Reporting Value of 8 when evaluated under the guidelines of ASHRAE Standard 52.2. It shall also have a MERV-A reporting value of 8 when evaluated per ASHRAE Standard 52.2 Appendix J.
- 3.2 - Initial resistance to airflow shall not exceed 0.27" w.g. at an airflow of 500 fpm.
- 3.3 - The filter shall be capable of withstanding 2.0" w.g. without failure of the media pack.
- 3.4 - Manufacturer shall provide evidence of facility certification to ISO 9001:2008.
- 3.5 - The filter shall be listed UL 900 by Underwriters Laboratories.

**Supporting Data** - Provide product test reports for each listed efficiency including all details as prescribed in ASHRAE Standard 52.2.

For detailed specifications please consult your local Camfil Farr Distributor or Representative or [www.camfilfarr.com](http://www.camfilfarr.com). Camfil Farr has a policy of uninterrupted research, development and product improvement. We reserve the right to change designs and specifications without notice.



Camfil Farr | 1 North Corporate Drive, Riverdale, NJ 07457 | Tel: (973) 616-7300